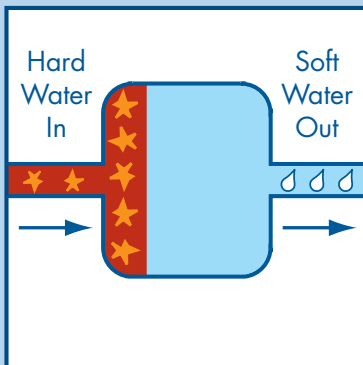
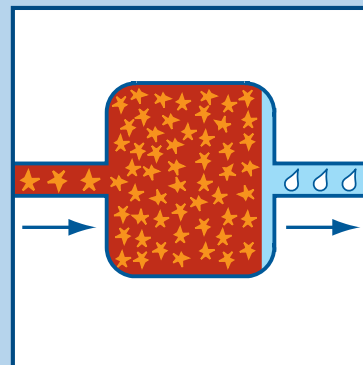


The principal of operation.

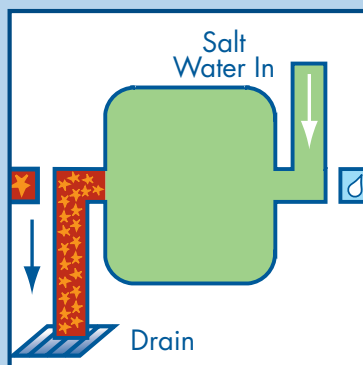
All water is naturally soft. Water becomes "hard" by dissolving chalk & lime underground. It is invisible in the water.



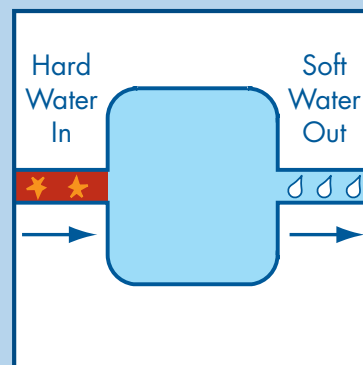
1 Hard water flows through the water softener and as it does so the hardness is trapped and held inside the softener.



2 After a time the water softener fills up with hardness and cannot continue to soften the water.



3 At this point the water softener disconnects itself from your plumbing and uses salt water to "regenerate" (flush and clean) itself. Flushing the accumulated hardness and residual salt water away down the drain.



4 It then rinses using fresh water before automatically reconnecting to your plumbing, ready to carry on softening your water.